



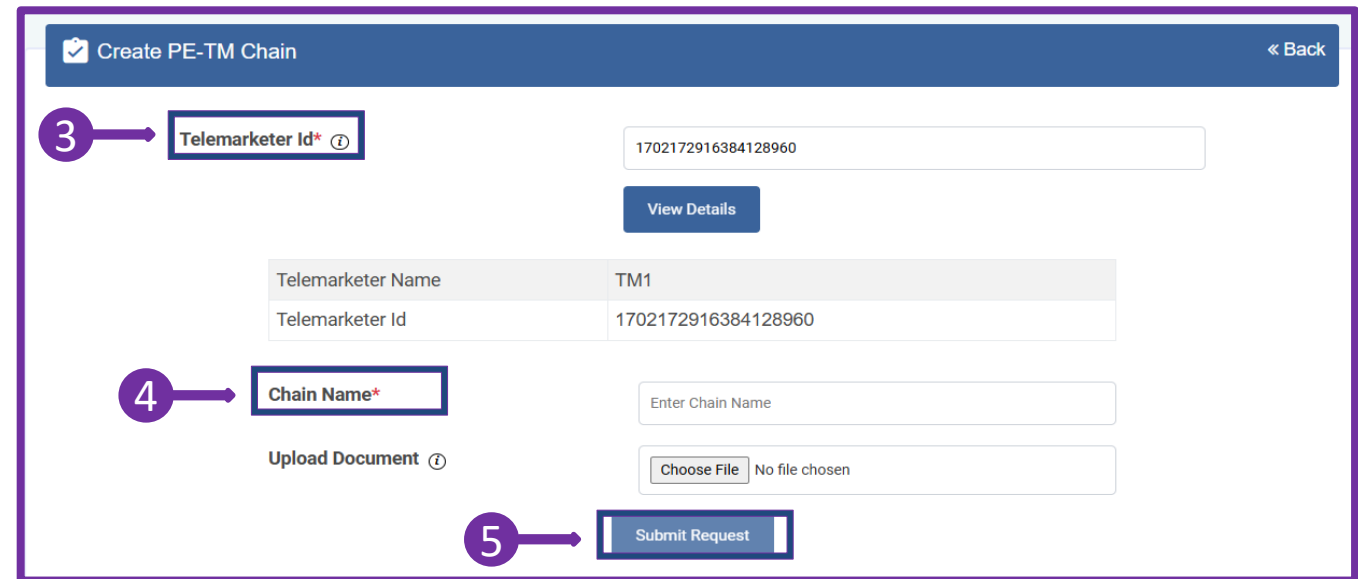
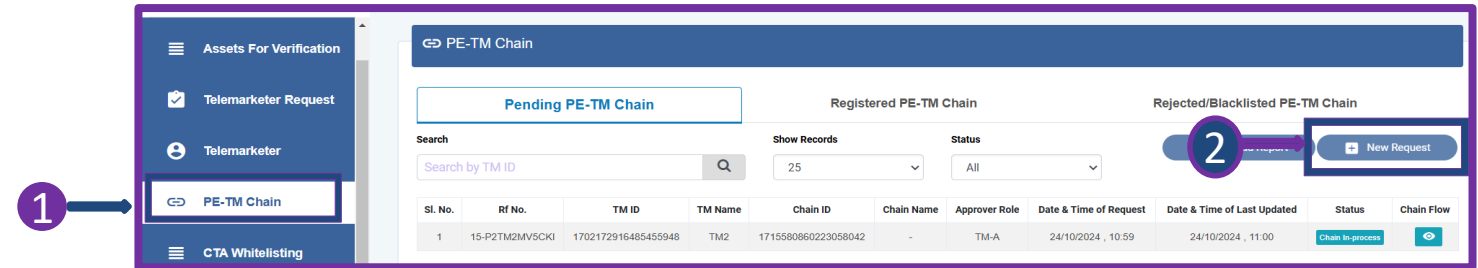
USER MANUAL

PE-TM Binding

PE-TM Binding

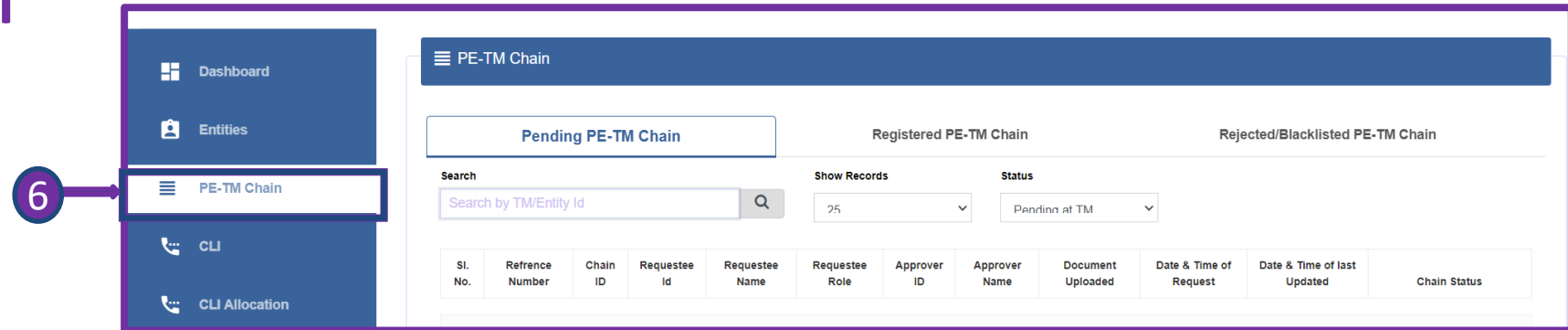
Request Initiated by PE

- 1 On the Entity panel in the side menu bar, there will be a “PE-TM Chain” option..
- 2 The option of initiating a new request will be there.
- 3 The Entity has to enter the respective Telemarketer ID. Then click on view details, and the name of the TM will appear.
Upload the document if required.
- 4 The Entity must enter the required Chain Name to ensure proper identification of the chain.
- 5 Click on “Submit Button”.
The request will be submitted to TM for acceptance & defining its role as TM aggregator or TM Delivery.

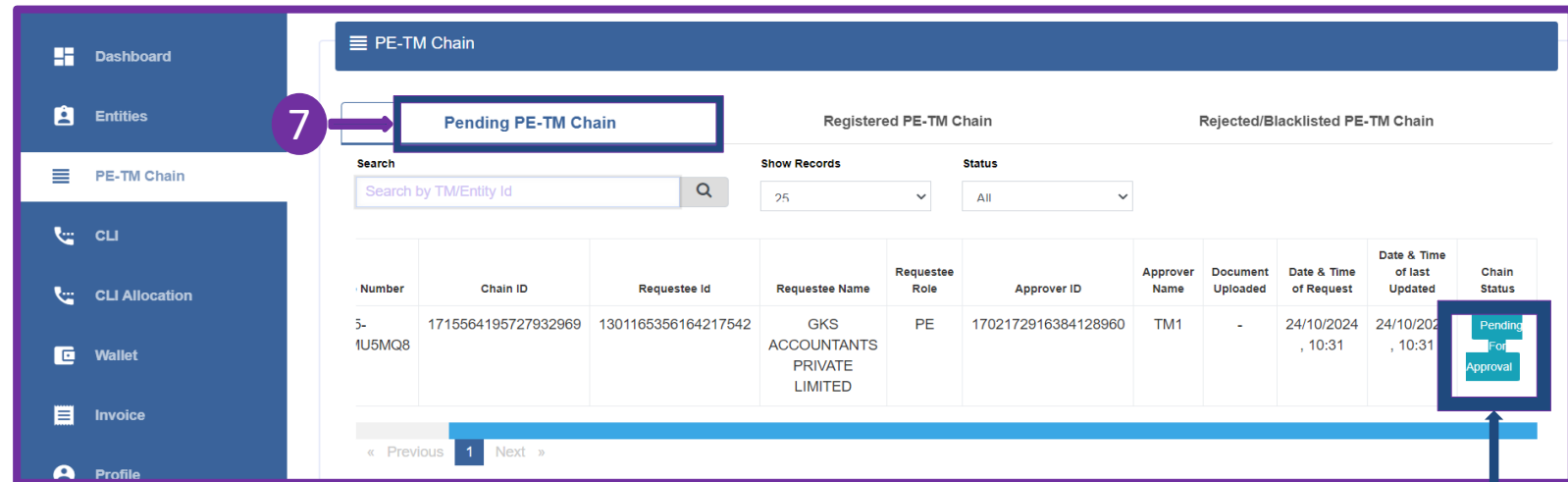


Pending request at TM

6 The request will be submitted to the TM Panel. On the TM Panel in the side menu bar, there will be a “PE-TM Chain” option.



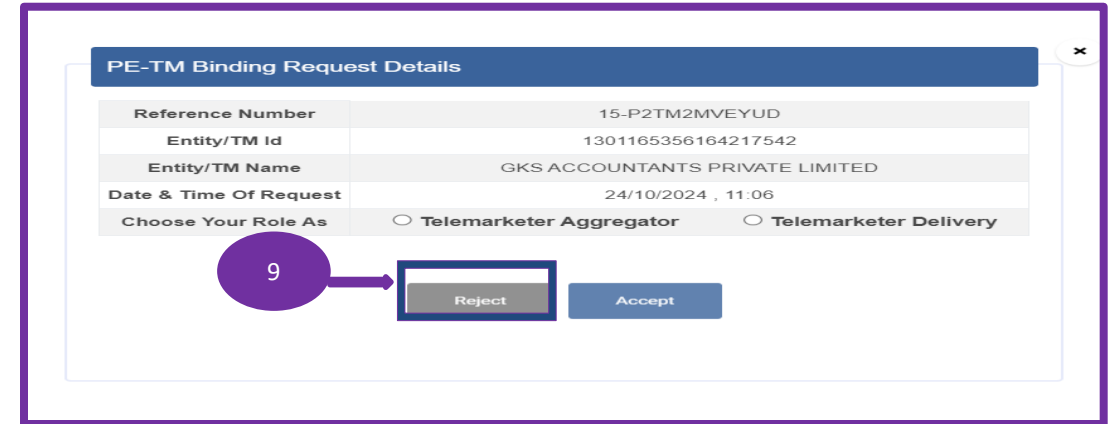
7 On the TM panel When the entity sends the binding request to TM, it will be visible under the pending PE-TM chain section with the status "Pending for Approval".



8 On the TM panel Click on Pending for approval.

TM Rejected the pending request

9 TM can reject the request by clicking on the Reject button.

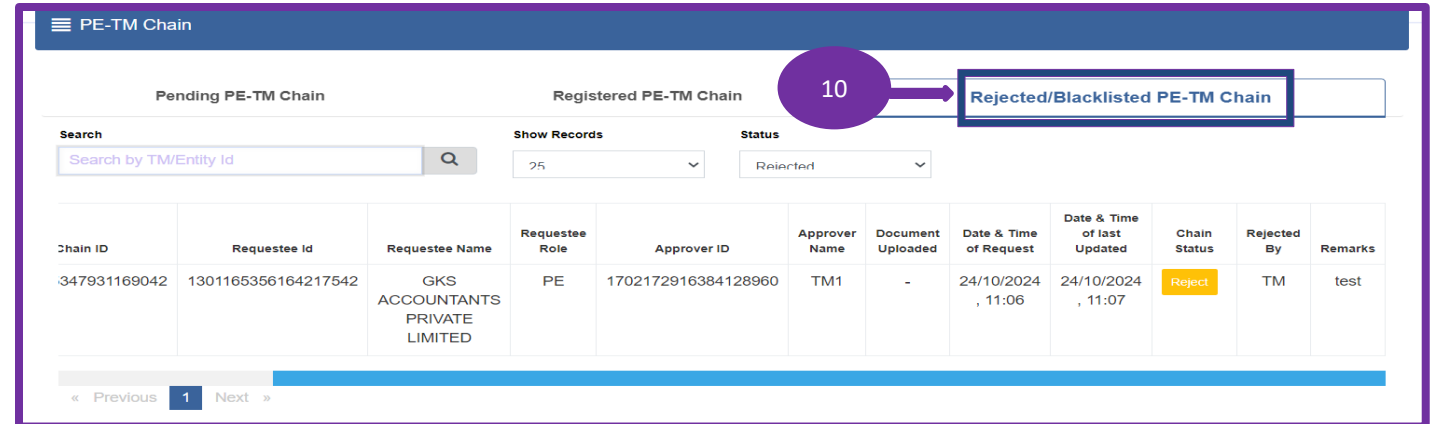


PE-TM Binding Request Details

Reference Number	15-P2TM2MVEYUD
Entity/TM Id	1301165356164217542
Entity/TM Name	GKS ACCOUNTANTS PRIVATE LIMITED
Date & Time Of Request	24/10/2024 , 11:06
Choose Your Role As	<input type="radio"/> Telemarketer Aggregator <input type="radio"/> Telemarketer Delivery

9 **Reject** **Accept**

10 The rejected request will go under Rejected/Blacklisted PE-TM Chain section with chain status as “Rejected”.



PE-TM Chain

Pending PE-TM Chain Registered PE-TM Chain 10 **Rejected/Blacklisted PE-TM Chain**

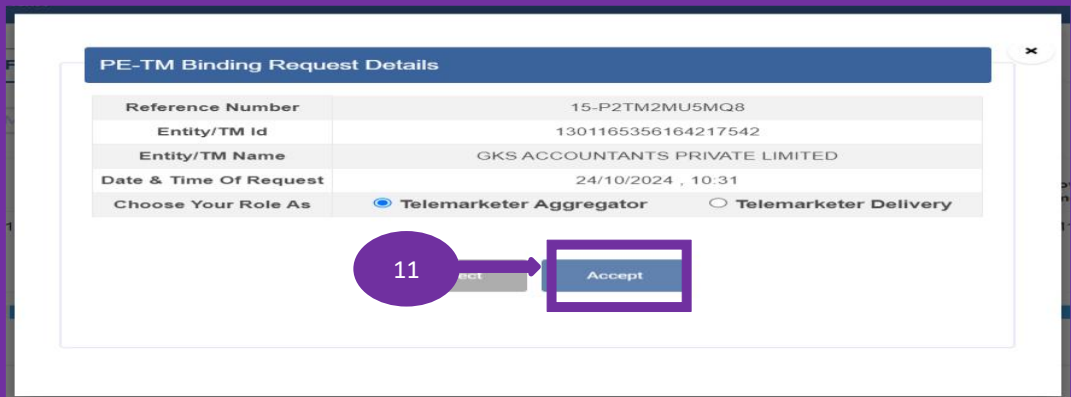
Search: Search by TM/Entity Id Show Records: 25 Status: Rejected

Chain ID	Requestee Id	Requestee Name	Requestee Role	Approver ID	Approver Name	Document Uploaded	Date & Time of Request	Date & Time of last Updated	Chain Status	Rejected By	Remarks
347931169042	1301165356164217542	GKS ACCOUNTANTS PRIVATE LIMITED	PE	1702172916384128960	TM1	-	24/10/2024 , 11:06	24/10/2024 , 11:07	Reject	TM	test

« Previous 1 Next »

Pending Request at TM and Multiple chain requests by TM

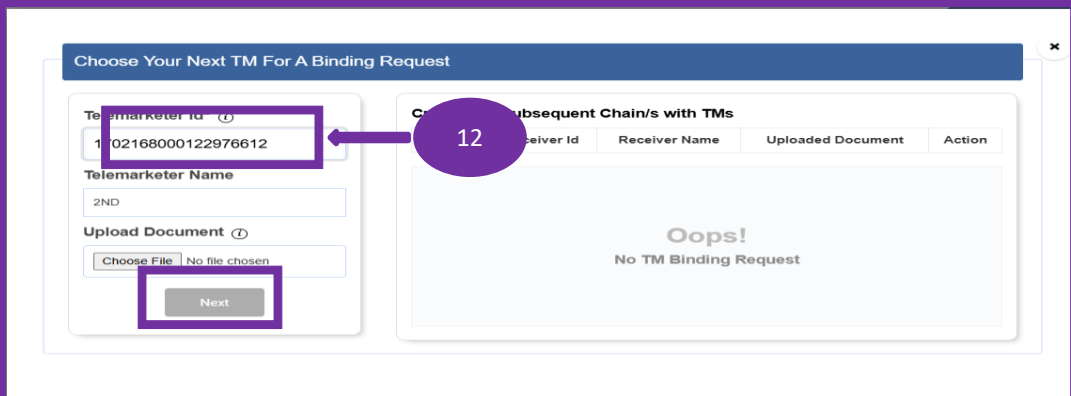
- 11 TM has to select his role (TM-A/TM-D) and click on the Accept button.
- 12 TM can send multiple/bulk chain requests to the other TMs, by entering the next TM ID and clicking on the Next button.
- 13 Click on the "Submit" button.



PE-TM Binding Request Details

Reference Number	15-P2TM2MU5MQ8
Entity/TM Id	1301165356164217542
Entity/TM Name	GKS ACCOUNTANTS PRIVATE LIMITED
Date & Time Of Request	24/10/2024 , 10:31
Choose Your Role As	<input checked="" type="radio"/> Telemarketer Aggregator <input type="radio"/> Telemarketer Delivery

11 → Accept



Choose Your Next TM For A Binding Request

Telemarketer Id: 1702168000122976612

Telemarketer Name: 2ND

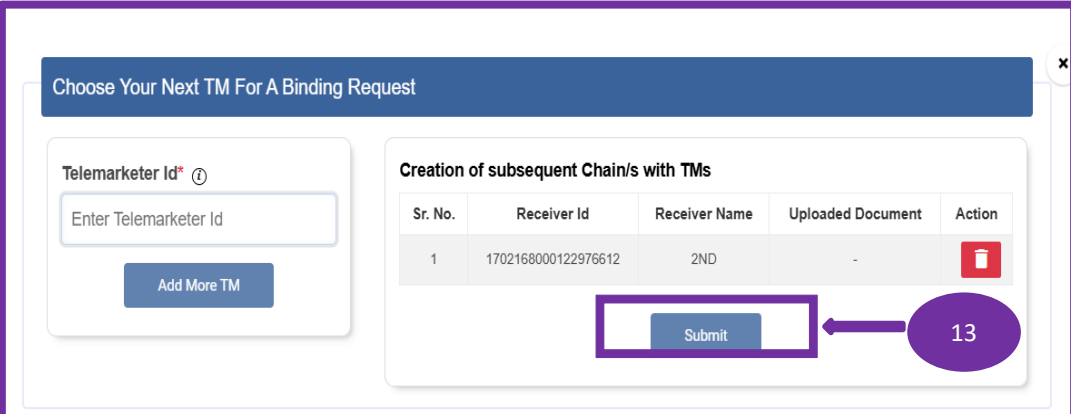
Upload Document: Choose File No file chosen

Next

12 → Next

Creation of subsequent Chain/s with TMs

Sr. No.	Receiver Id	Receiver Name	Uploaded Document	Action
Oops! No TM Binding Request				




Choose Your Next TM For A Binding Request

Telemarketer Id*: Enter Telemarketer Id

Add More TM

13 → Submit

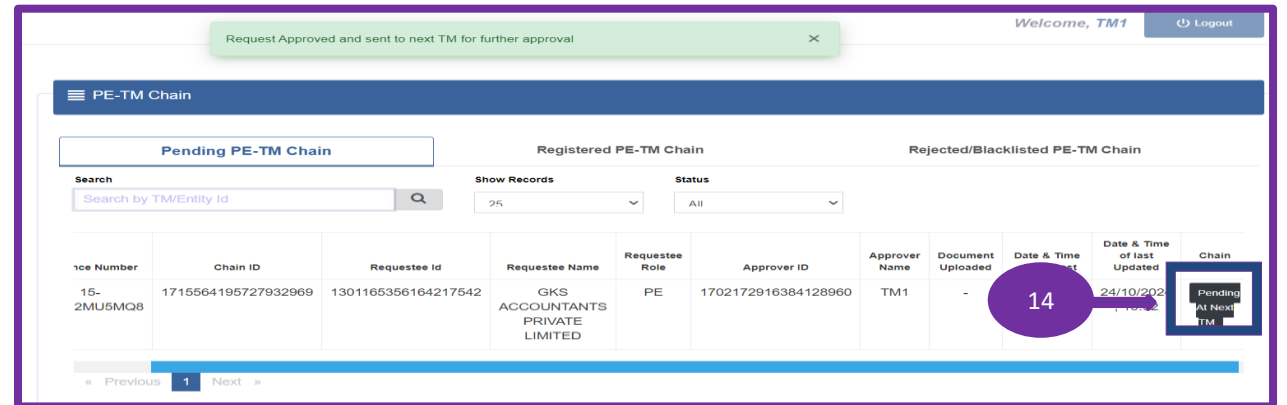
Creation of subsequent Chain/s with TMs

Sr. No.	Receiver Id	Receiver Name	Uploaded Document	Action
1	1702168000122976612	2ND	-	

Pending at TM

14

The chain status will change to “Pending at next TM”.
Further Next TM has to follow the same process.



Request Approved and sent to next TM for further approval

Welcome, TM1 Logout

PE-TM Chain

Pending PE-TM Chain Registered PE-TM Chain Rejected/Blacklisted PE-TM Chain

Search Show Records Status

Search by TM/Entity Id 25 All

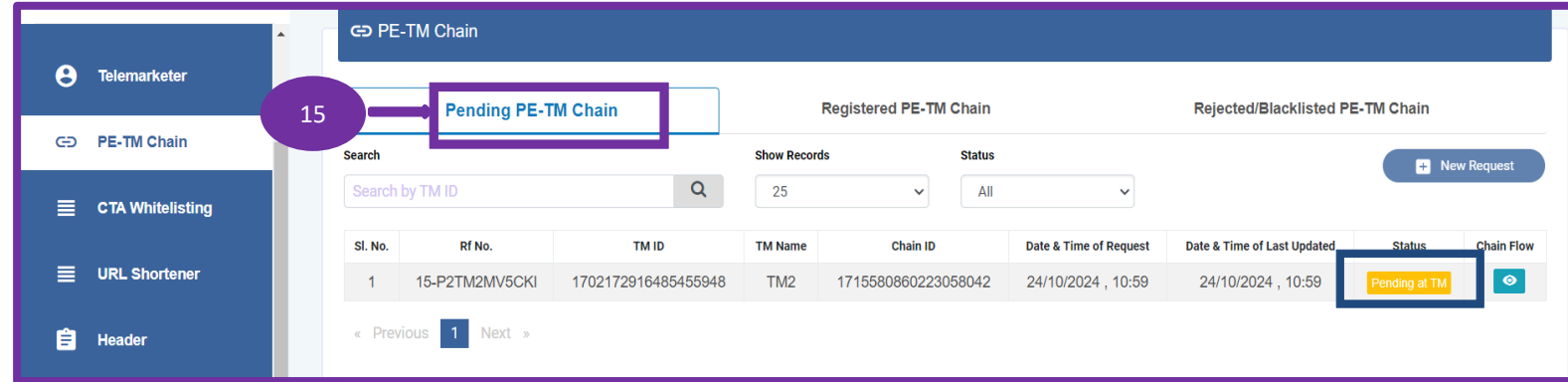
Request Number	Chain ID	Requestee Id	Requestee Name	Requestee Role	Approver ID	Approver Name	Document Uploaded	Date & Time of last Updated	Chain
15-2MU5MQ8	1715564195727932969	1301165356164217542	GKS ACCOUNTANTS PRIVATE LIMITED	PE	1702172916384128960	TM1	-	24/10/2024	Pending at Next TM

« Previous 1 Next »

Status View at Entity Panel

15

Submitted Request will be visible under the Pending PE-TM Chain section with the status "Pending at TM".



PE-TM Chain

Pending PE-TM Chain Registered PE-TM Chain Rejected/Blacklisted PE-TM Chain

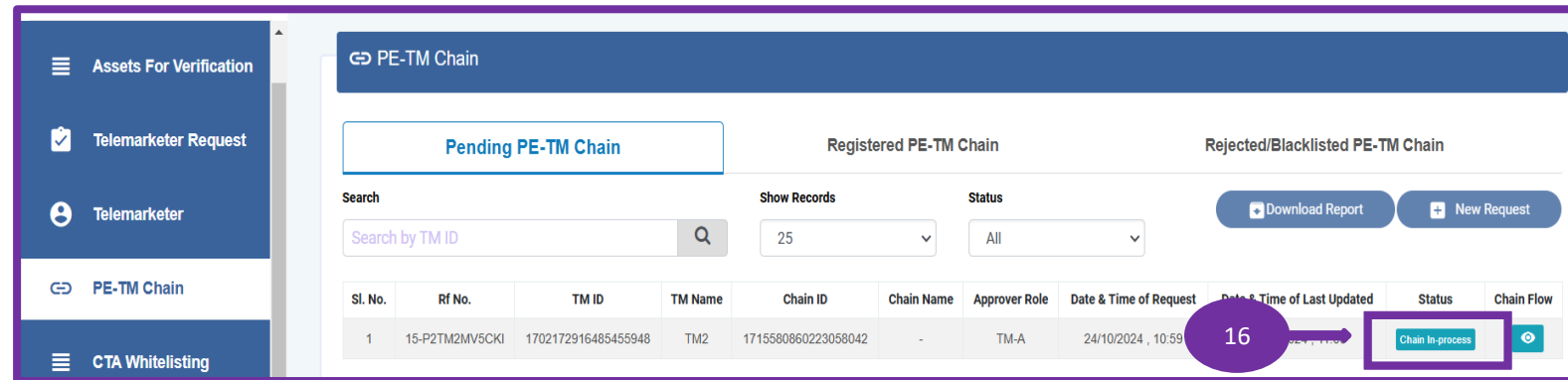
Search: Search by TM ID [Q] Show Records: 25 Status: All

Sl. No.	Rf No.	TM ID	TM Name	Chain ID	Date & Time of Request	Date & Time of Last Updated	Status	Chain Flow
1	15-P2TM2MV5CKI	1702172916485455948	TM2	1715580860223058042	24/10/2024 , 10:59	24/10/2024 , 10:59	Pending at TM	[Eye Icon]

« Previous 1 Next »

16

If the role of the requested TM is TM-A. Post approval the status will change to "chain in-process" Till the TM-D gets declared in the chain. After TM-D declared the status changes to "pending final approval" at the Entity's end.



PE-TM Chain

Pending PE-TM Chain Registered PE-TM Chain Rejected/Blacklisted PE-TM Chain

Search: Search by TM ID [Q] Show Records: 25 Status: All Download Report New Request

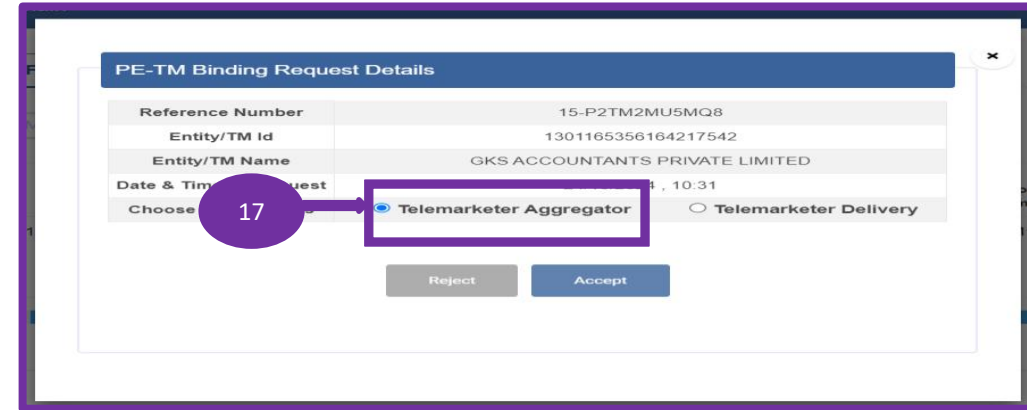
Sl. No.	Rf No.	TM ID	TM Name	Chain ID	Chain Name	Approver Role	Date & Time of Request	Date & Time of Last Updated	Status	Chain Flow
1	15-P2TM2MV5CKI	1702172916485455948	TM2	1715580860223058042	-	TM-A	24/10/2024 , 10:59	24/10/2024 , 10:59	Chain In-process	[Eye Icon]

Note: In the chain, four TM-A and only one TM-D are allowed.

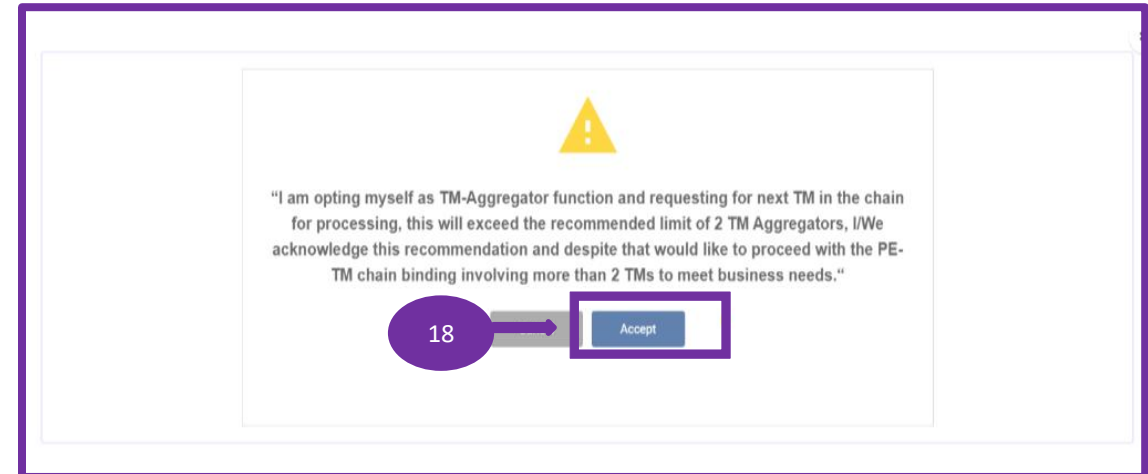
Limit exceeds more than 2 TM-A

17 If more than two TMs choose to select the role of TM Aggregator (TM-A), a pop-up will appear prompting them to accept or cancel the acknowledgment of exceeding the TM Aggregator limit of two.

18 Click on the accept button. Then TM has to enter the next Telemarketer ID. And follow the same process to complete the chain.



PE-TM Binding Request Details	
Reference Number	15-P2TM2MU5MQ8
Entity/TM Id	1301165356164217542
Entity/TM Name	GKS ACCOUNTANTS PRIVATE LIMITED
Date & Time	10:31
Choose	<input checked="" type="radio"/> Telemarketer Aggregator <input type="radio"/> Telemarketer Delivery



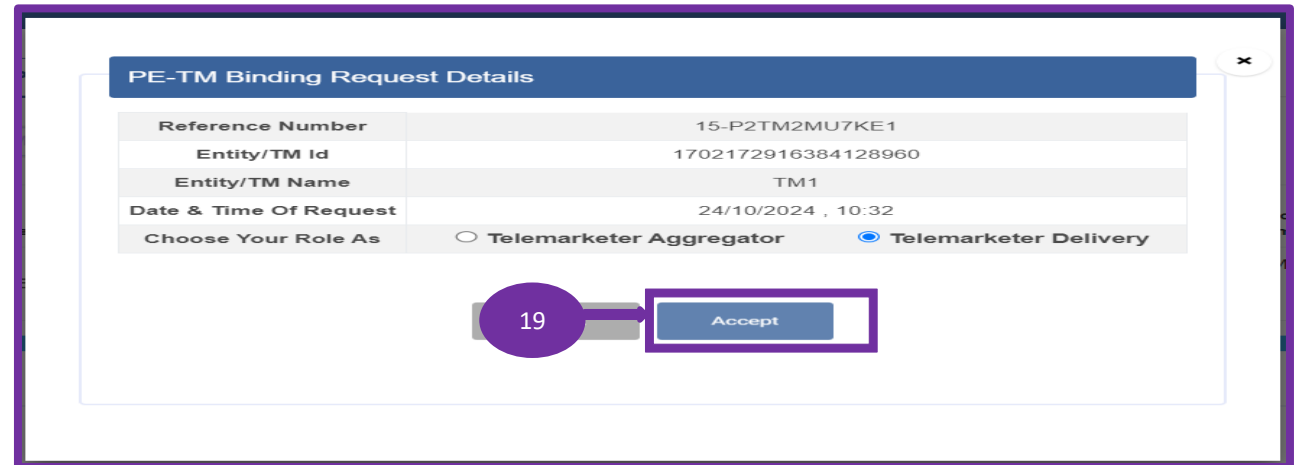
⚠

"I am opting myself as TM-Aggregator function and requesting for next TM in the chain for processing, this will exceed the recommended limit of 2 TM Aggregators, I/We acknowledge this recommendation and despite that would like to proceed with the PE-TM chain binding involving more than 2 TMs to meet business needs."

Accept

Request approve by TM as TM-D

19 If the TM selects its role as TM delivery (TM-D). The chain will be completed here.



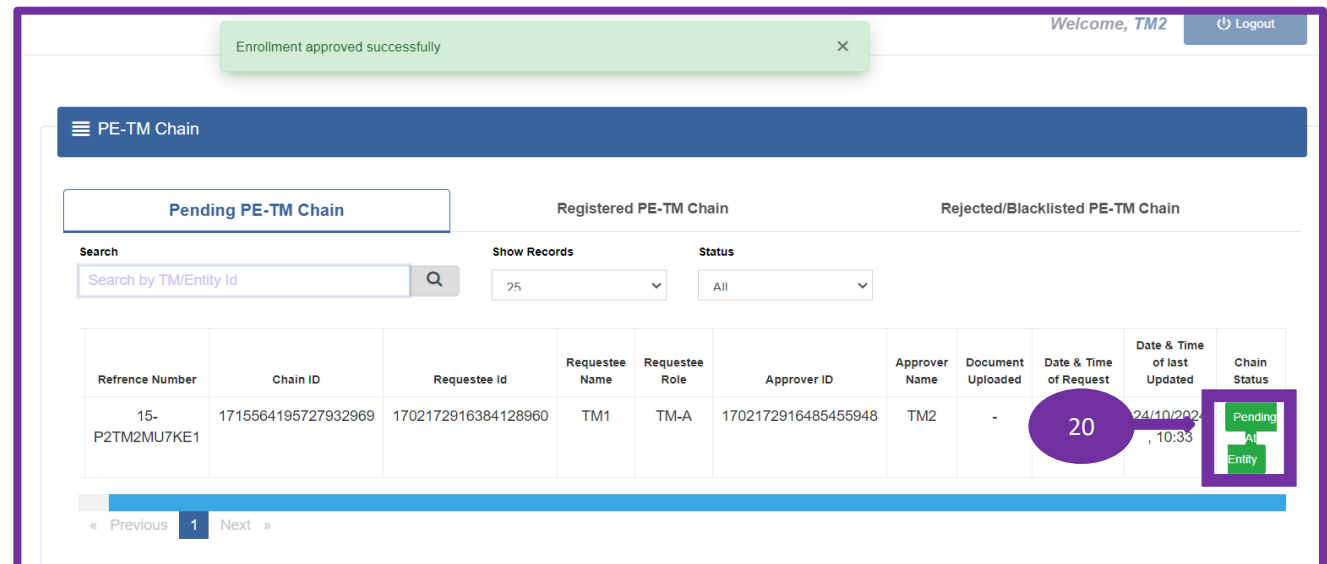
PE-TM Binding Request Details

Reference Number	15-P2TM2MU7KE1
Entity/TM Id	1702172916384128960
Entity/TM Name	TM1
Date & Time Of Request	24/10/2024 , 10:32
Choose Your Role As	<input type="radio"/> Telemarketer Aggregator <input checked="" type="radio"/> Telemarketer Delivery

19

20 The status will change to “Pending at Entity” in the PE TM Chain Section.

The Request will go to the entity for final Approval of the chain.



Enrollment approved successfully

Welcome, TM2

PE-TM Chain

Pending PE-TM Chain Registered PE-TM Chain Rejected/Blacklisted PE-TM Chain

Search: Search by TM/Entity Id

Show Records: 25

Status: All

Reference Number	Chain ID	Requestee Id	Requestee Name	Requestee Role	Approver ID	Approver Name	Document Uploaded	Date & Time of Request	Date & Time of last Updated	Chain Status
15-P2TM2MU7KE1	1715564195727932969	1702172916384128960	TM1	TM-A	1702172916485455948	TM2	-	24/10/2024 , 10:33	24/10/2024 , 10:33	Pending At Entity

20

« Previous 1 Next »

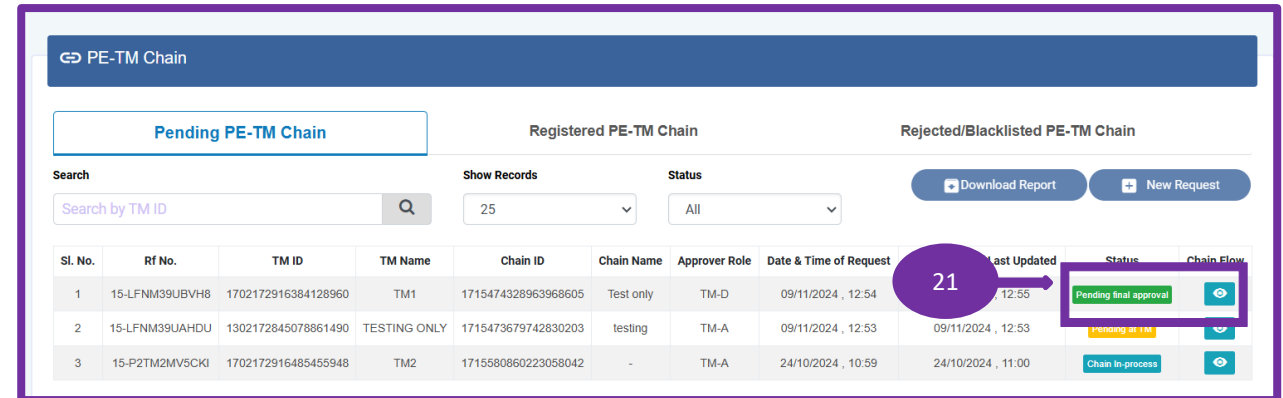
Request approval/rejection by Entity

21

Entity can view the complete chain by clicking on the “chain flow” icon next to the “Pending Final Approval” status.

22

Under chain flow - Approve & Reject button will be there to take the action on respective chain.

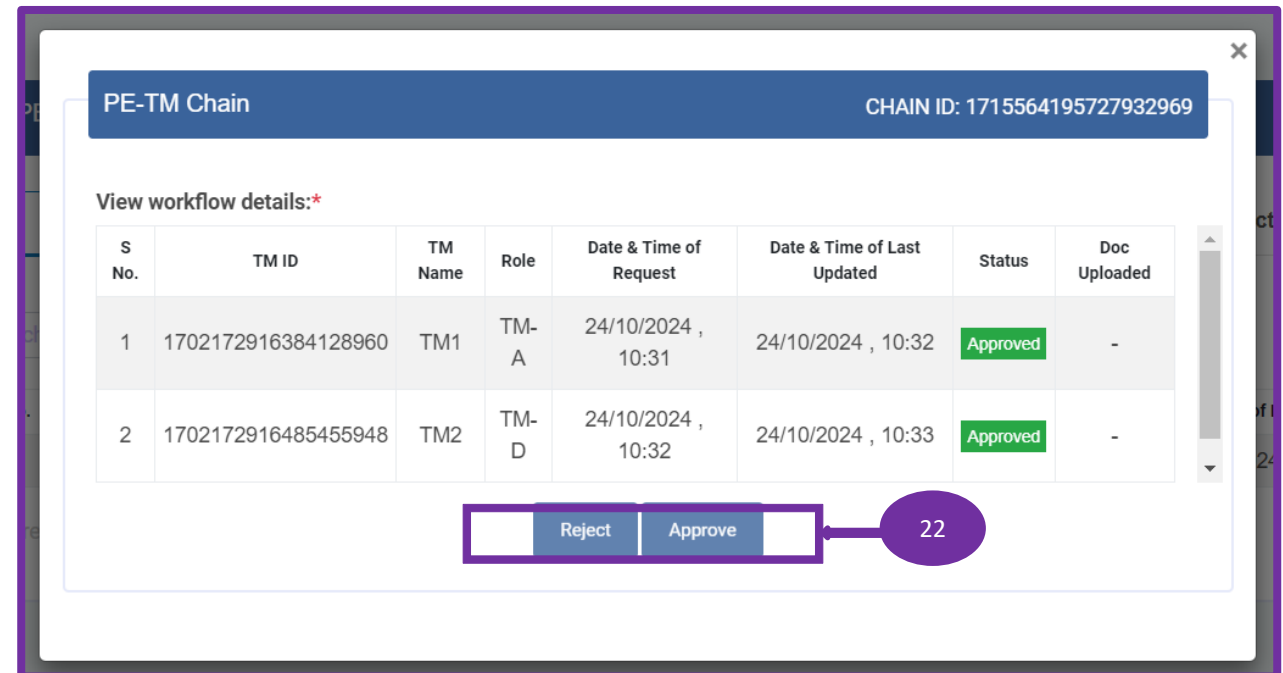


PE-TM Chain

Pending PE-TM Chain Registered PE-TM Chain Rejected/Blacklisted PE-TM Chain

Search: Search by TM ID [input] [search icon] Show Records: 25 [dropdown] Status: All [dropdown] [Download Report] [New Request]

Sl. No.	Rf No.	TM ID	TM Name	Chain ID	Chain Name	Approver Role	Date & Time of Request	Last Updated	Status	Chain Flow
1	15-LFNM39UBVH8	1702172916384128960	TM1	1715474328963968605	Test only	TM-D	09/11/2024 , 12:54	09/11/2024 , 12:55	Pending final approval	[Chain Flow Icon]
2	15-LFNM39UAHDU	1302172845078861490	TESTING ONLY	1715473679742830203	testing	TM-A	09/11/2024 , 12:53	09/11/2024 , 12:53	Pending at TM	[Chain Flow Icon]
3	15-P2TM2MV5CKI	1702172916485455948	TM2	1715580860223058042	-	TM-A	24/10/2024 , 10:59	24/10/2024 , 11:00	Chain in-process	[Chain Flow Icon]



PE-TM Chain CHAIN ID: 1715564195727932969

View workflow details:*

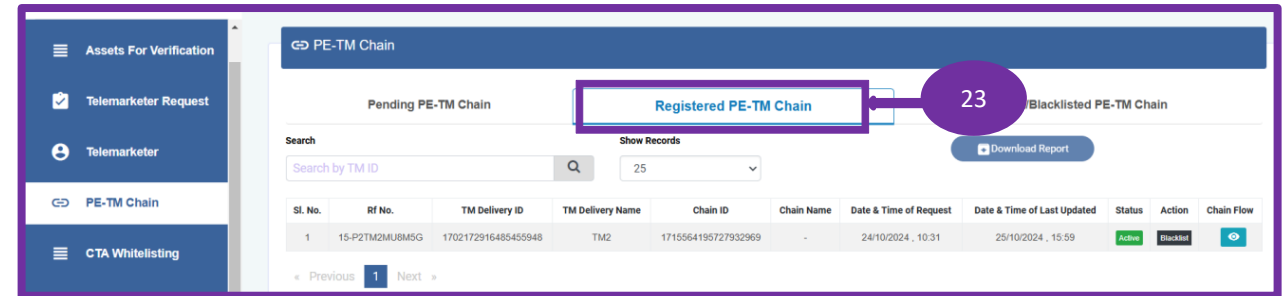
S No.	TM ID	TM Name	Role	Date & Time of Request	Date & Time of Last Updated	Status	Doc Uploaded
1	1702172916384128960	TM1	TM-A	24/10/2024 , 10:31	24/10/2024 , 10:32	Approved	-
2	1702172916485455948	TM2	TM-D	24/10/2024 , 10:32	24/10/2024 , 10:33	Approved	-

[Reject] [Approve]

Entity Registered and Rejected/Blacklisted PE-TM Chain Section

23

If approved by the Entity the chain will be visible under the “Registered PE-TM Chain section as status “Active”.

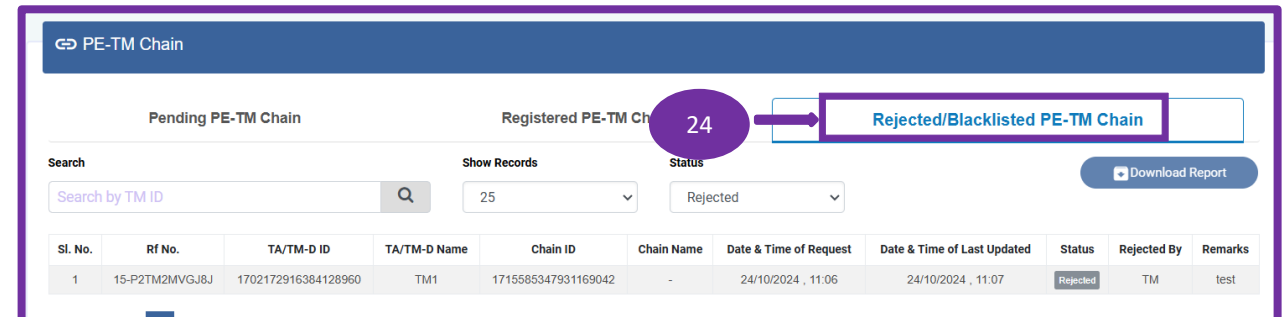


The screenshot shows the 'PE-TM Chain' interface. The left sidebar contains navigation options: 'Assets For Verification', 'Telemarketer Request', 'Telemarketer', 'PE-TM Chain', and 'CTA Whitelisting'. The main content area has three tabs: 'Pending PE-TM Chain', 'Registered PE-TM Chain', and 'Blacklisted PE-TM Chain'. The 'Registered PE-TM Chain' tab is selected and highlighted with a callout box labeled '23'. Below the tabs, there is a search bar 'Search by TM ID', a 'Show Records' dropdown set to '25', and a 'Download Report' button. A table displays one record with the following data:

Sl. No.	Rf No.	TM Delivery ID	TM Delivery Name	Chain ID	Chain Name	Date & Time of Request	Date & Time of Last Updated	Status	Action	Chain Flow
1	15-P2TM2MU8MSG	1702172916485455948	TM2	1715564195727932969	-	24/10/2024 , 10:31	25/10/2024 , 15:59	Active	Blacklist	

24

If Rejected by the Entity the chain will be visible under the “Rejected/Blacklisted PE-TM Chain section as status “Rejected”.

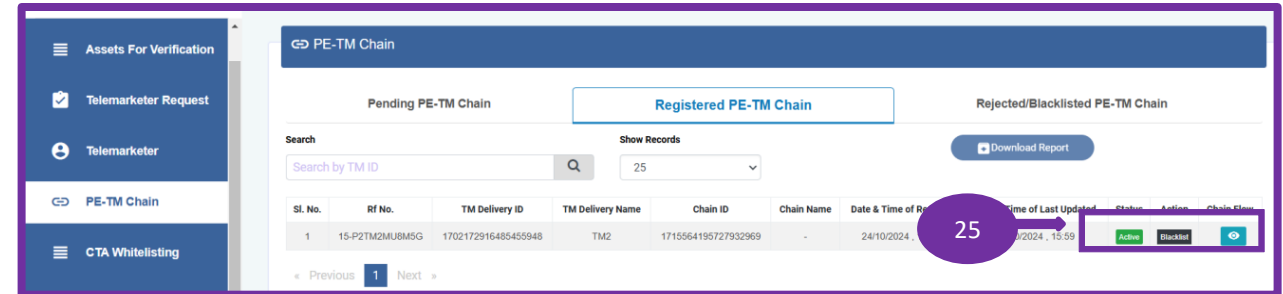


The screenshot shows the 'PE-TM Chain' interface. The left sidebar is the same as in the previous screenshot. The main content area has three tabs: 'Pending PE-TM Chain', 'Registered PE-TM Chain', and 'Rejected/Blacklisted PE-TM Chain'. The 'Rejected/Blacklisted PE-TM Chain' tab is selected and highlighted with a callout box labeled '24'. Below the tabs, there is a search bar 'Search by TM ID', a 'Show Records' dropdown set to '25', and a 'Status' dropdown set to 'Rejected'. A 'Download Report' button is also present. A table displays one record with the following data:

Sl. No.	Rf No.	TA/TM-D ID	TA/TM-D Name	Chain ID	Chain Name	Date & Time of Request	Date & Time of Last Updated	Status	Rejected By	Remarks
1	15-P2TM2MVGJBJ	1702172916384128960	TM1	1715585347931169042	-	24/10/2024 , 11:06	24/10/2024 , 11:07	Rejected	TM	test

Entity Registered and Rejected/Blacklisted PE-TM Chain Section

25 TM-D can also extend the chain under the "Registered PE-TM Chain" section as "Active". Click on the view icon.




Assets For Verification
Telemarketer Request
Telemarketer
PE-TM Chain
CTA Whitelisting

PE-TM Chain

Pending PE-TM Chain | **Registered PE-TM Chain** | Rejected/Blacklisted PE-TM Chain

Search: Search by TM ID [] Show Records: 25 [v] Download Report []

Sl. No.	Rf No.	TM Delivery ID	TM Delivery Name	Chain ID	Chain Name	Date & Time of Request	Date & Time of Last Updated	Status	Action	Chain Flow
1	15-P2TM2MU8M5G	1702172916485455948	TM2	1715564195727932969	-	24/10/2024 , 15:59	08/11/2024 , 15:59	Active	Blacklist	

26 When TM-D initiates a chain extension, must select their role as TM-A.

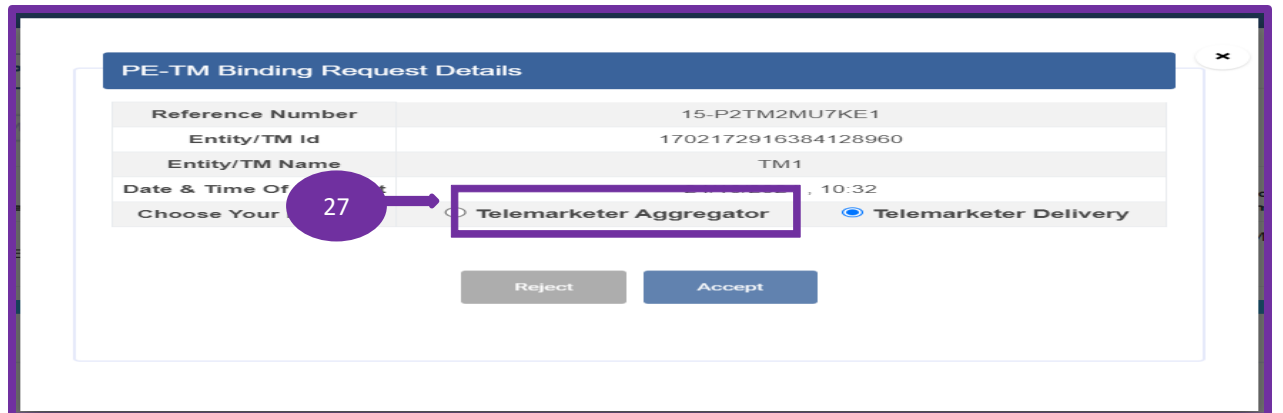


Chain Flow

Sl. No.	Reference Number	Requestee Id	Requestee Name	Requestee Role	Approver ID	Approver Name	Approver Role	Document Uploaded	Date & Time of Request	Date & Time of last Updated	Status
1	15-M5FM38ISOLM	1701171214548174978	SKY WORLD	PE	1702169460871163916	TM10	TM-A	-	08/11/2024 , 14:44	08/11/2024 , 14:45	Active
2	15-M5FM38ITAEB	1702169460871163916	TM10	TM-A	1702168455875308799	TEST TM1	TM-A	-	08/11/2024 , 14:44	08/11/2024 , 14:45	Active

Chain Extension []

27 Select role as TM-A and click on "Accept".



PE-TM Binding Request Details

Reference Number	15-P2TM2MU7KE1
Entity/TM Id	1702172916384128960
Entity/TM Name	TM1
Date & Time of Request	24/10/2024 , 10:32
Choose Your Role	<input type="radio"/> Telemarketer Aggregator <input checked="" type="radio"/> Telemarketer Delivery

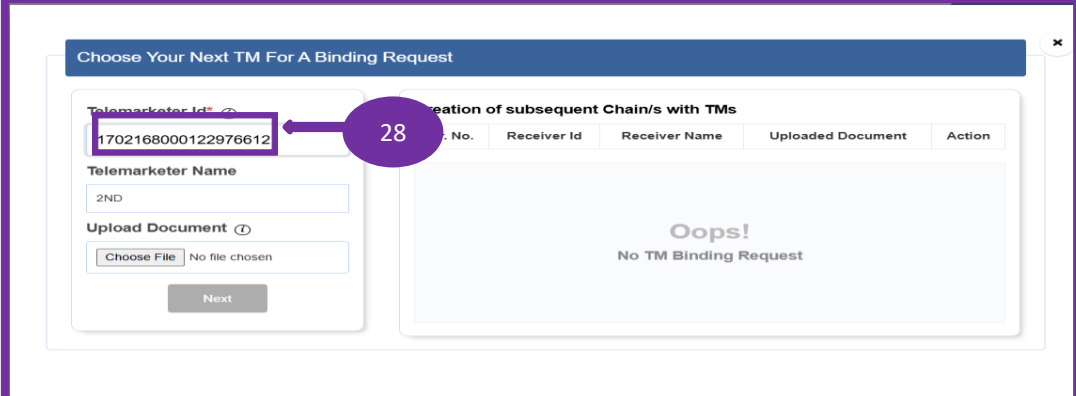
Reject [] Accept []

Note: When TM-D extends the chain, TM-D must select his role as TM-A (TM Aggregator) and then send the extension request to the next TM for further processing.

Chain Extension Request in PE-TM Chain Section

- 28 Enter next TM ID, view details and click on “Next” button.
- 29 TM can send chain request to multiple TMs by “Add More TM” button.
- 30 Enter TM ID, view the details and click on “Submit Extend” button.

Note: Any chain can contain maximum of 6 participants including 4 TM-A, 1 TM-D, and 1 PE. TM-D can extend the chain only after get “activated”.



Choose Your Next TM For A Binding Request

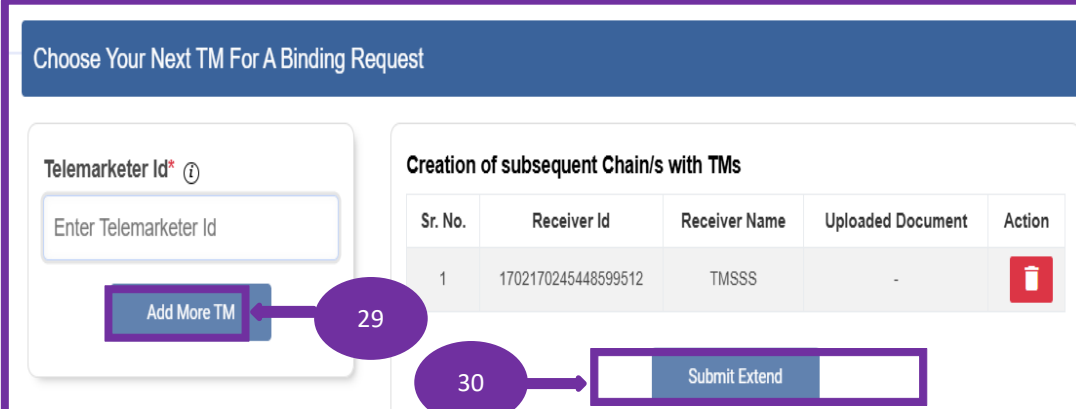
Telemarketer Id*

Telemarketer Name

Upload Document No file chosen

Creation of subsequent Chain/s with TMs

Sr. No.	Receiver Id	Receiver Name	Uploaded Document	Action
Oops! No TM Binding Request				



Choose Your Next TM For A Binding Request

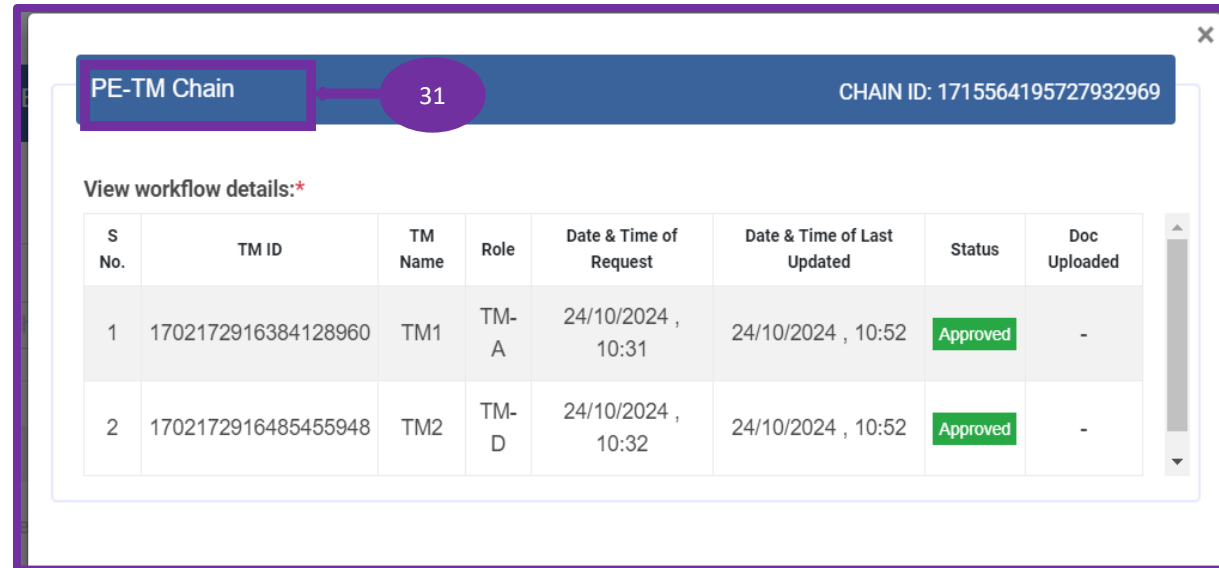
Telemarketer Id*

Creation of subsequent Chain/s with TMs

Sr. No.	Receiver Id	Receiver Name	Uploaded Document	Action
1	1702170245448599512	TMSSS	-	<input type="button" value="Delete"/>

Chain flow on Entity Panel

31 To view the chain's final flow click on the view button under the registered PE-TM chain section.



PE-TM Chain CHAIN ID: 1715564195727932969

31

View workflow details:*

S No.	TM ID	TM Name	Role	Date & Time of Request	Date & Time of Last Updated	Status	Doc Uploaded
1	1702172916384128960	TM1	TM-A	24/10/2024 , 10:31	24/10/2024 , 10:52	Approved	-
2	1702172916485455948	TM2	TM-D	24/10/2024 , 10:32	24/10/2024 , 10:52	Approved	-

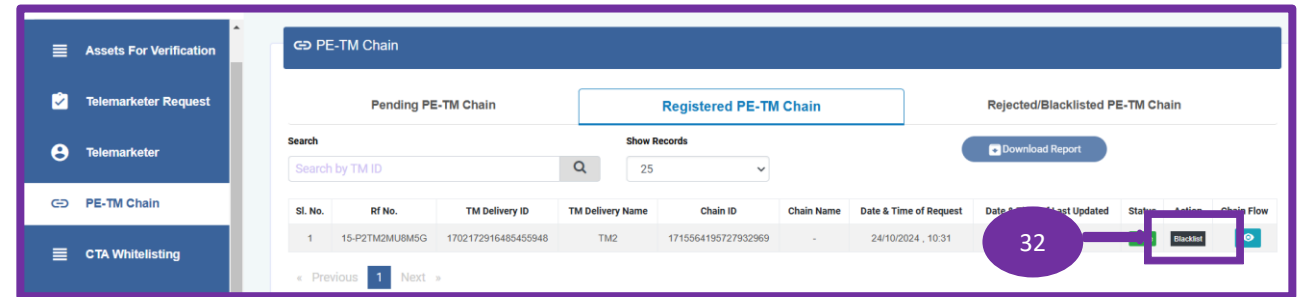
Chain Blacklisted by Entity

32 The Entity can blacklist an active chain by clicking on the Blacklist button under the action column.

33 The Blacklisted request will go under Rejected/Blacklisted PE-TM Chain section with chain status as “Blacklisted” on the entity panel.

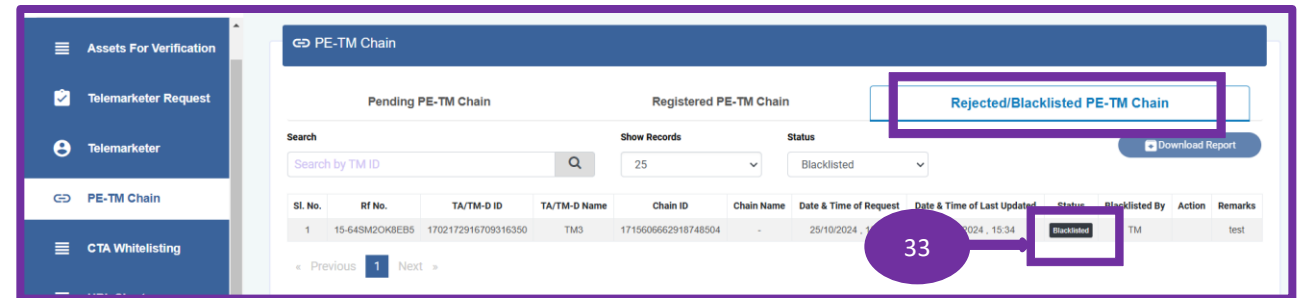
34 On the TM panel, the blacklisted chain will be visible under the rejected/blacklisted PE-TM chain section with no action button. And the “Blacklisted By” column will indicate that the chain was blacklisted by PE.

Note: Only the Entity/TM that blacklisted the chain will have the option to whitelist it.



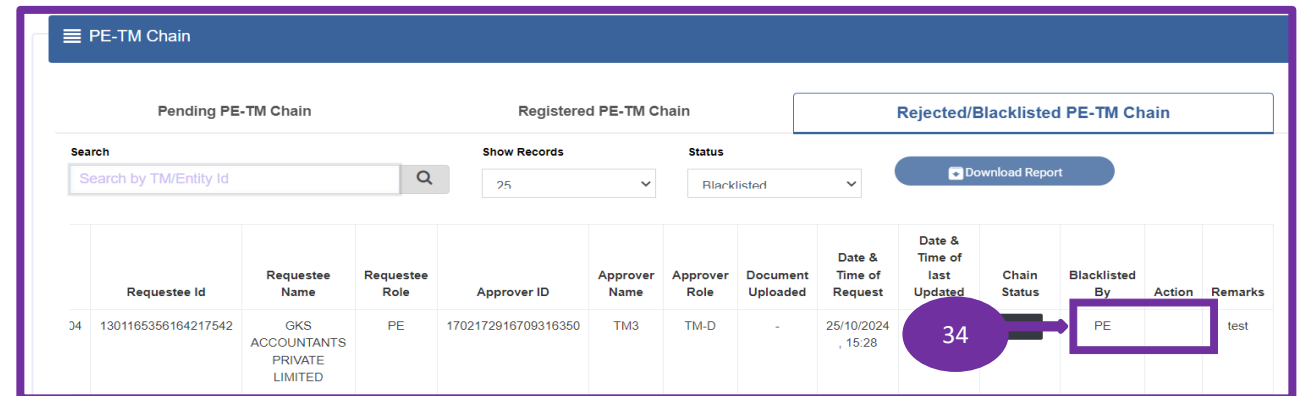
The screenshot shows the 'PE-TM Chain' interface with the 'Registered PE-TM Chain' tab selected. A table lists chain records. The first record has a 'Blacklist' button in the 'Action' column, which is highlighted with a red box and a callout number 32.

Sl. No.	Rf No.	TM Delivery ID	TM Delivery Name	Chain ID	Chain Name	Date & Time of Request	Date & Time of Last Updated	Status	Action	Chain Flow
1	15-P2TM2MUM5G	1702172916485455948	TM2	1715564195727932969	-	24/10/2024, 10:31		Active	Blacklist	



The screenshot shows the 'PE-TM Chain' interface with the 'Rejected/Blacklisted PE-TM Chain' tab selected. A table lists chain records. The first record has a 'Blacklist' button in the 'Action' column, which is highlighted with a red box and a callout number 33.

Sl. No.	Rf No.	TA/TM-D ID	TA/TM-D Name	Chain ID	Chain Name	Date & Time of Request	Date & Time of Last Updated	Status	Blacklisted By	Action	Remarks
1	15-64SM2OK8E5	1702172916709316350	TM3	1715606662918748504	-	25/10/2024, 15:34		Blacklisted	TM	Blacklist	test



The screenshot shows the 'PE-TM Chain' interface with the 'Rejected/Blacklisted PE-TM Chain' tab selected. A table lists chain records. The first record has a 'Blacklist' button in the 'Action' column, which is highlighted with a red box and a callout number 34.

Requestee Id	Requestee Name	Requestee Role	Approver ID	Approver Name	Approver Role	Document Uploaded	Date & Time of Request	Date & Time of last Updated	Chain Status	Blacklisted By	Action	Remarks
34	1301165356164217542	GKS ACCOUNTANTS PRIVATE LIMITED	PE	1702172916709316350	TM3	TM-D	-	25/10/2024, 15:28	Blacklisted	PE	Blacklist	test

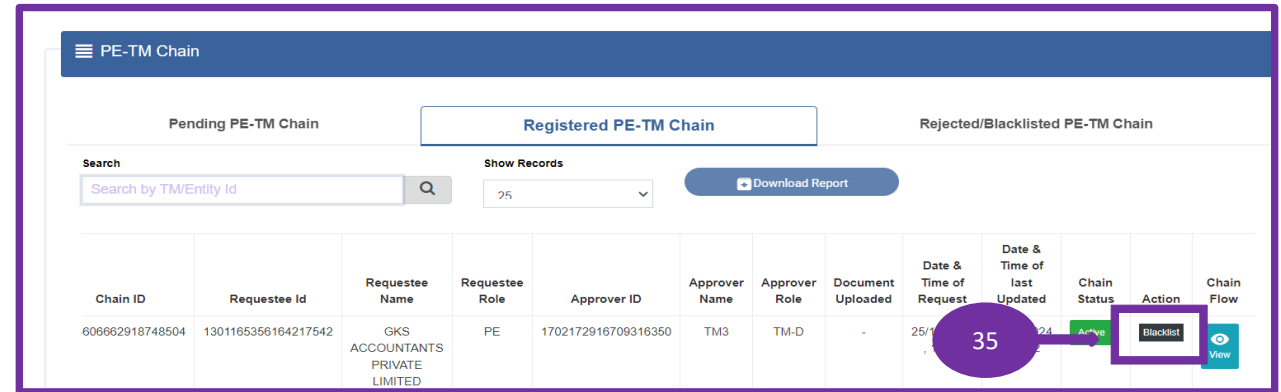
Chain Blacklisted by TM

35 The TM can blacklist an active chain by clicking on the Blacklist button under the action column.

36 The Blacklisted request will go under Rejected/Blacklisted PE-TM Chain section with chain status as “Blacklisted” on the TM panel.

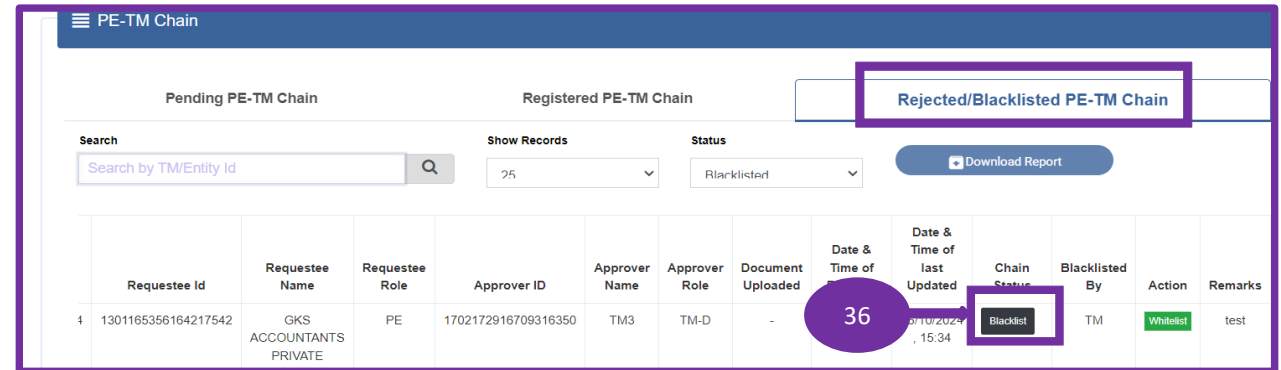
37 On the Entity panel, the blacklisted chain will be visible under the rejected/blacklisted PE-TM chain section with no action button. And the “Blacklisted By” column will indicate that the chain was blacklisted by the TM.

Note: Only the Entity/TM that blacklisted the chain will have the option to whitelist it.



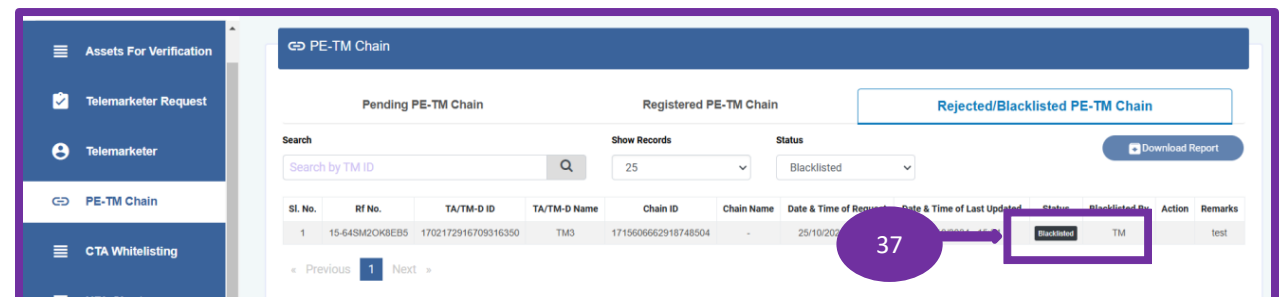
The screenshot shows the 'PE-TM Chain' interface with three tabs: 'Pending PE-TM Chain', 'Registered PE-TM Chain', and 'Rejected/Blacklisted PE-TM Chain'. The 'Registered PE-TM Chain' tab is active. A search bar contains 'Search by TM/Entity Id'. A table lists chain records. A callout box labeled '35' points to the 'Blacklist' button in the 'Action' column of a row with Chain ID 606862918748504.

Chain ID	Requestee Id	Requestee Name	Requestee Role	Approver ID	Approver Name	Approver Role	Document Uploaded	Date & Time of Request	Date & Time of last Updated	Chain Status	Action	Chain Flow
606862918748504	1301165356164217542	GKS ACCOUNTANTS PRIVATE LIMITED	PE	1702172916709316350	TM3	TM-D	-	25/10/2024, 15:34	25/10/2024, 15:34	Active	Blacklist	View



The screenshot shows the 'PE-TM Chain' interface with the 'Rejected/Blacklisted PE-TM Chain' tab active. The search bar contains 'Search by TM/Entity Id'. A 'Status' dropdown is set to 'Blacklisted'. A table lists chain records. A callout box labeled '36' points to the 'Blacklist' button in the 'Action' column of a row with Requestee Id 1301165356164217542.

Requestee Id	Requestee Name	Requestee Role	Approver ID	Approver Name	Approver Role	Document Uploaded	Date & Time of Request	Date & Time of last Updated	Chain Status	Blacklisted By	Action	Remarks
1301165356164217542	GKS ACCOUNTANTS PRIVATE	PE	1702172916709316350	TM3	TM-D	-	25/10/2024, 15:34	25/10/2024, 15:34	Blacklist	TM	Whitelist	test

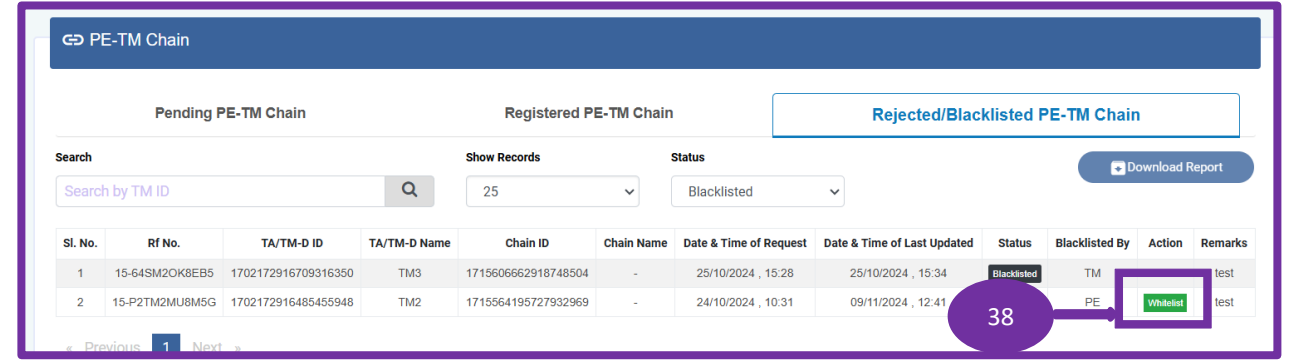


The screenshot shows the 'PE-TM Chain' interface with the 'Rejected/Blacklisted PE-TM Chain' tab active. A sidebar on the left contains navigation items: 'Assets For Verification', 'Telemarketer Request', 'Telemarketer', 'PE-TM Chain', and 'CTA Whitelisting'. The search bar contains 'Search by TM ID'. A 'Status' dropdown is set to 'Blacklisted'. A table lists chain records. A callout box labeled '37' points to the 'Blacklist' button in the 'Action' column of a row with Chain ID 171560662918748504.

Sl. No.	RF No.	TA/TM-D ID	TA/TM-D Name	Chain ID	Chain Name	Date & Time of Request	Date & Time of Last Updated	Status	Blacklisted By	Action	Remarks
1	15-64SM2OK8EB5	1702172916709316350	TM3	171560662918748504	-	25/10/2024, 15:34	25/10/2024, 15:34	Blacklisted	TM	Whitelist	test

Chain Whitelisted by Entity

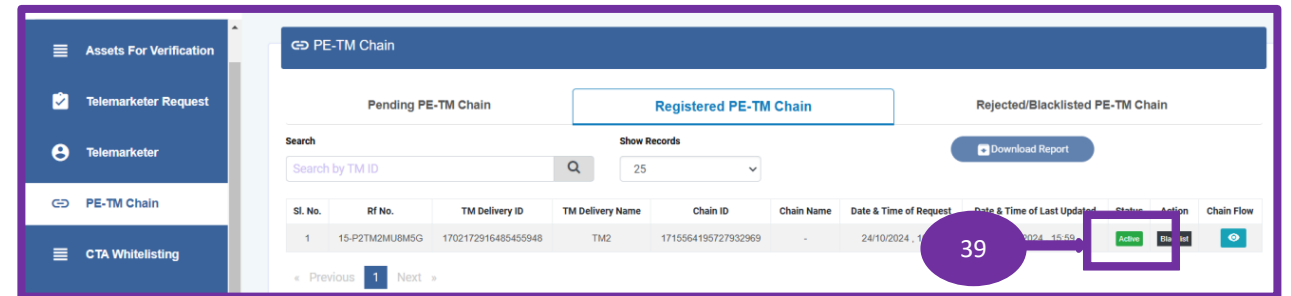
38 The Entity can Whitelist the blacklisted chain by clicking on the “Whitelist” button under the action column.



The screenshot shows the 'PE-TM Chain' interface with three tabs: 'Pending PE-TM Chain', 'Registered PE-TM Chain', and 'Rejected/Blacklisted PE-TM Chain'. The 'Rejected/Blacklisted PE-TM Chain' tab is active. A search bar is present with 'Search by TM ID' and a magnifying glass icon. Below the search bar are 'Show Records' (set to 25) and 'Status' (set to 'Blacklisted') dropdowns, along with a 'Download Report' button. A table lists two records. The second record is highlighted, and a red box around the 'Whitelist' button in the 'Action' column is pointed to by a red circle with the number 38.

Sl. No.	Rf No.	TA/TM-D ID	TA/TM-D Name	Chain ID	Chain Name	Date & Time of Request	Date & Time of Last Updated	Status	Blacklisted By	Action	Remarks
1	15-64SM2OK8EB5	1702172916709316350	TM3	1715606662918748504	-	25/10/2024, 15:28	25/10/2024, 15:34	Blacklisted	TM	test	test
2	15-P2TM2MUBM5G	1702172916485455948	TM2	1715564195727932969	-	24/10/2024, 10:31	09/11/2024, 12:41	Blacklisted	PE	Whitelist	test

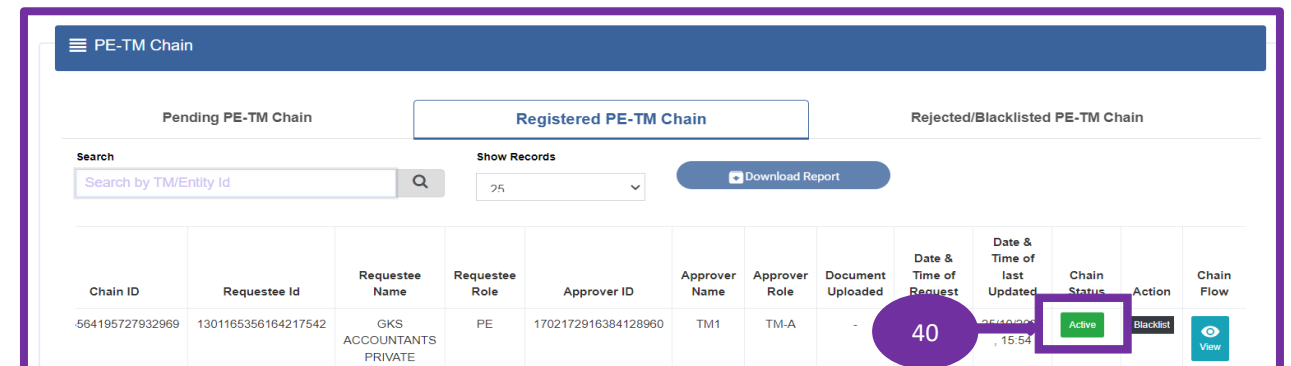
39 The Whitelisted chain will become active and visible under the registered PE-TM Chain section, with the chain status “Active” on the entity panel.



The screenshot shows the 'PE-TM Chain' interface with three tabs: 'Pending PE-TM Chain', 'Registered PE-TM Chain', and 'Rejected/Blacklisted PE-TM Chain'. The 'Registered PE-TM Chain' tab is active. A search bar is present with 'Search by TM ID' and a magnifying glass icon. Below the search bar are 'Show Records' (set to 25) and 'Download Report' button. A table lists one record. A red box around the 'Active' button in the 'Action' column is pointed to by a red circle with the number 39.

Sl. No.	Rf No.	TM Delivery ID	TM Delivery Name	Chain ID	Chain Name	Date & Time of Request	Date & Time of Last Updated	Status	Action	Chain Flow
1	15-P2TM2MUBM5G	1702172916485455948	TM2	1715564195727932969	-	24/10/2024, 10:31	09/11/2024, 12:41	Active	Blacklist	View

40 When the Entity has whitelisted the chain, it will be visible under the registered section on the TM panel with the status “Active”.



The screenshot shows the 'PE-TM Chain' interface with three tabs: 'Pending PE-TM Chain', 'Registered PE-TM Chain', and 'Rejected/Blacklisted PE-TM Chain'. The 'Registered PE-TM Chain' tab is active. A search bar is present with 'Search by TM/Entity Id' and a magnifying glass icon. Below the search bar are 'Show Records' (set to 25) and 'Download Report' button. A table lists one record. A red box around the 'Active' button in the 'Chain Status' column is pointed to by a red circle with the number 40.

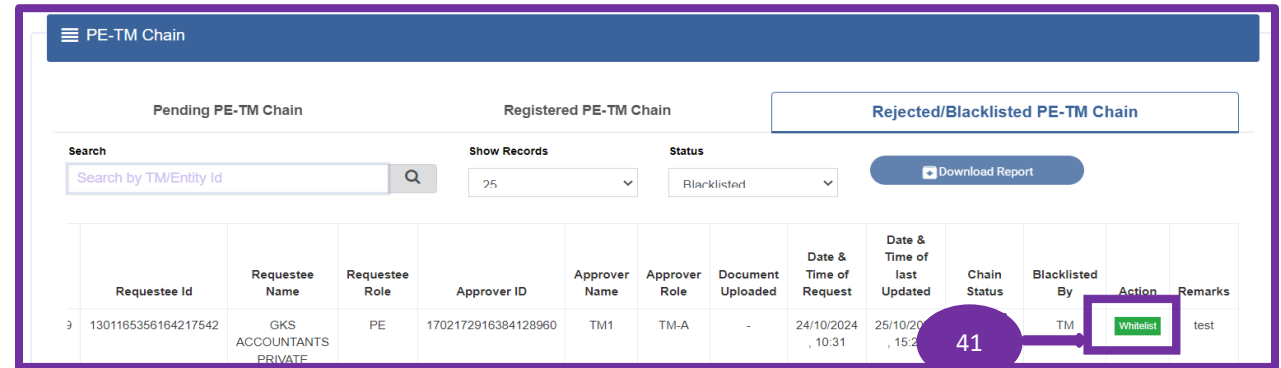
Chain ID	Requestee Id	Requestee Name	Requestee Role	Approver ID	Approver Name	Approver Role	Document Uploaded	Date & Time of Request	Date & Time of Last Updated	Chain Status	Action	Chain Flow
564195727932969	1301165356164217542	GKS ACCOUNTANTS PRIVATE	PE	1702172916384128960	TM1	TM-A	-	25/10/2024, 15:28	25/10/2024, 15:34	Active	Blacklist	View

Chain Whitelisted by TM

41 The TM can Whitelist a blacklisted chain by clicking on the “Whitelist” button under the action column.

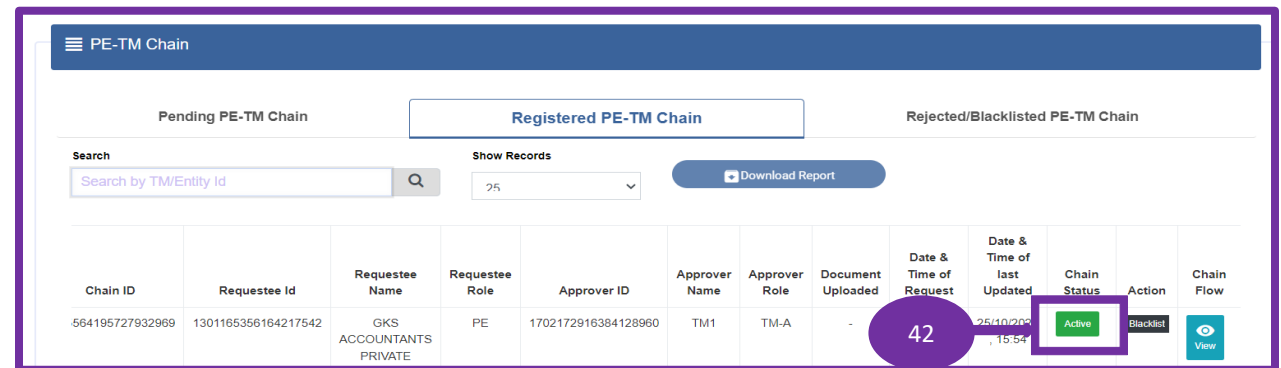
42 The Whitelisted chain will become active and visible under the registered PE-TM Chain section, with the chain status “Active” on the TM panel.

43 When TM has whitelisted the chain, it will be visible under the registered section on the Entity panel with the status “Active”.



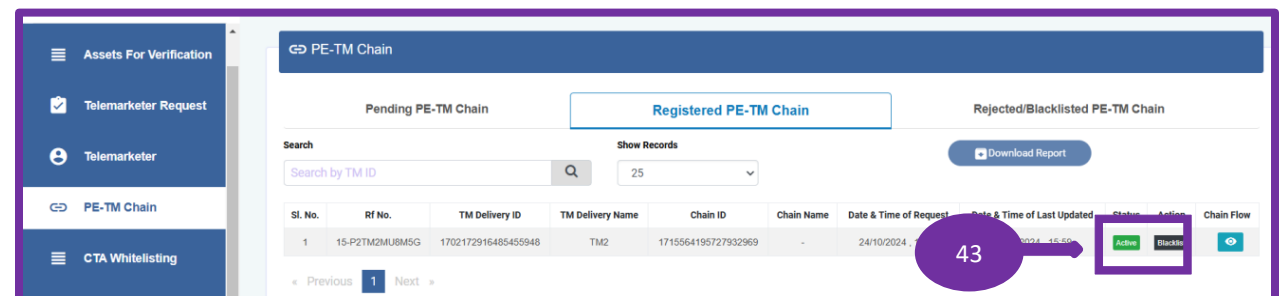
The screenshot shows the 'PE-TM Chain' interface with three tabs: 'Pending PE-TM Chain', 'Registered PE-TM Chain', and 'Rejected/Blacklisted PE-TM Chain'. The 'Rejected/Blacklisted PE-TM Chain' tab is active. A search bar and 'Show Records' dropdown are visible. A table lists chain details, and a 'Whitelist' button is highlighted in the 'Action' column for a specific chain.

Requestee Id	Requestee Name	Requestee Role	Approver ID	Approver Name	Approver Role	Document Uploaded	Date & Time of Request	Date & Time of last Updated	Chain Status	Blacklisted By	Action	Remarks
1301165356164217542	GKS ACCOUNTANTS PRIVATE	PE	1702172916384128960	TM1	TM-A	-	24/10/2024, 10:31	25/10/2024, 15:2	TM	TM	Whitelist	test



The screenshot shows the 'PE-TM Chain' interface with the 'Registered PE-TM Chain' tab active. The table now shows the chain with an 'Active' status and a 'Chain Flow' icon.

Chain ID	Requestee Id	Requestee Name	Requestee Role	Approver ID	Approver Name	Approver Role	Document Uploaded	Date & Time of Request	Date & Time of last Updated	Chain Status	Action	Chain Flow
564195727932969	1301165356164217542	GKS ACCOUNTANTS PRIVATE	PE	1702172916384128960	TM1	TM-A	-	24/10/2024, 15:54	25/10/2024, 15:54	Active	Blacklist	View



The screenshot shows the 'PE-TM Chain' interface with the 'Registered PE-TM Chain' tab active. The table shows the chain with an 'Active' status and a 'Chain Flow' icon. A sidebar on the left contains navigation options.

Sl. No.	Rf No.	TM Delivery ID	TM Delivery Name	Chain ID	Chain Name	Date & Time of Request	Date & Time of Last Updated	Status	Action	Chain Flow
1	15-P2TM2MUM5G	1702172916485455948	TM2	1715564195727932969	-	24/10/2024, 15:54	2024-10-25 15:54	Active	Blacklist	View

Thank You !